

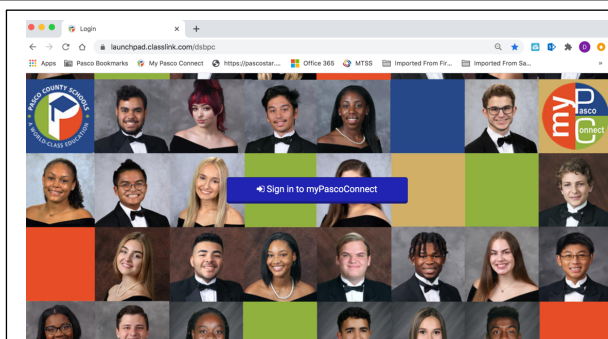
River Ridge Middle School

What do I do if I'm absent or on quarantine?




1. Log into myLearning (See below for directions).
2. Read the daily agenda, find the assignment(s) needed for the day.
3. Complete the assignment(s) for the day(s) you are absent.
4. There may not be a daily zoom. If you are having trouble with any assignment, contact your teacher by clicking on your inbox and request assistance. Your teacher will reach out by phone, zoom, or communicate through e-mail depending on the level of help that is needed.
5. You may also want to visit the district help page at <https://www.pasco.k12.fl.us/coronavirus/quarantine>
6. It is the student's responsibility to take ownership of their learning.

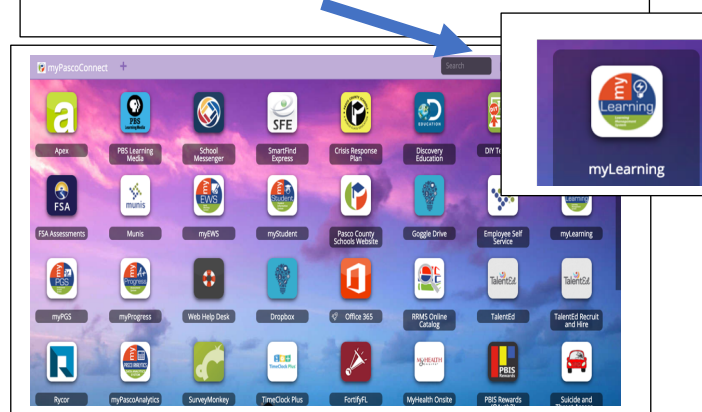
1. Head to launchpadclasslink.com/dsbpc. Click on Sign In to myPascoConnect.



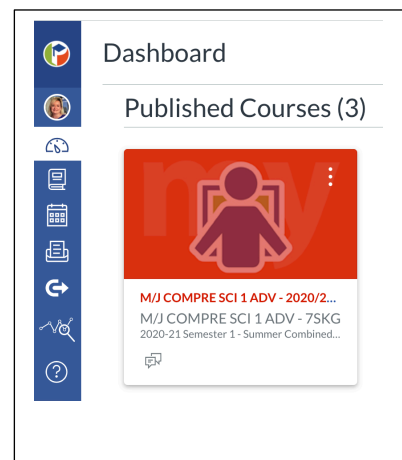
2. Type in username (student number) and password (silly password).



3. Click on the myLearning icon.



4. Click on grade level and course that matches to the course on your schedule. You **MUST** follow the bell schedule and your course schedule.



5. Daily, in each course, make sure to check the :

- Announcements tab for updates from your teachers,
- Modules tab for your daily assignments that are organized by unit,
- Grade tab for feedback on submitted assignments,
- Discussion tab and Inbox to send your instructor questions and concerns.

